


The Rainbow Fish



[Click here](#) to watch the story on youtube.

[Click here](#) to read the story on powerpoint.

Reading

Task 1: The Rainbow Fish's scales 'shimmer'. Can you find other words that could be used to describe the scales?

Task 2: At one point in the story, the Rainbow Fish becomes the 'loneliest fish in the entire ocean'. Try a role play activity to interview him and find out how he is feeling. Can you suggest things that he could do to find some friends? These [masks](#) might help you get into character.

Task 3: The story includes lots of different types of punctuation. Can you find each type and explain why they have been used?

Writing

Here is a [booklet](#) with checklists you can use to see what you should be aiming for when you are writing. Scroll through to find the correct year group and you can try to tick the boxes off when you are working on a

piece of writing. This checklist is used in school for assessed independent pieces of writing but it can be used at home as a guide.

Here are some [Rainbow fish page borders](#) if you want to jazz up your work this week!

Task 1: A number of adverbs are used in the text, e.g. playfully, carefully.

Can you find out what an adverb is and find some more?

Here is a [powerpoint](#) to give you a little bit more information about adverbs.

Task 2: Write a story about a different 'rainbow' animal, e.g. a Rainbow Bird, a Rainbow Butterfly or a Rainbow Chameleon.

What might happen to them?

Can you try to use lots of descriptive adjectives and adverbs (task 1) to make your writing more exciting to read?

Have a look at the word mat in task 4 and see if you can use some of those words in your writing as well.

Task 3: Can you write a book review of this story to tell others your opinion about it?

You could use this [writing frame](#) if you would like to.

Have you read any of the other Rainbow fish books?

You could talk about which one is your favourite.



Task 4: SPELLING! Have a look at all the words on this word mat. Can you spell them all? Have a go and any you find tricky, practice through the week and then test yourself on Friday. Let us know what progress you make!

Task 5: Write a party invitation! The Rainbow fish has decided to throw a party for all his fishy friends to make up for his bad behaviour. Write an invitation inviting all the fishes to the party. Think carefully about all of the important information you will need to include. Don't forget to use appropriate punctuation.



Topic

Task 1: Have a look at this youtube tutorial about how to draw your own Rainbow fish.

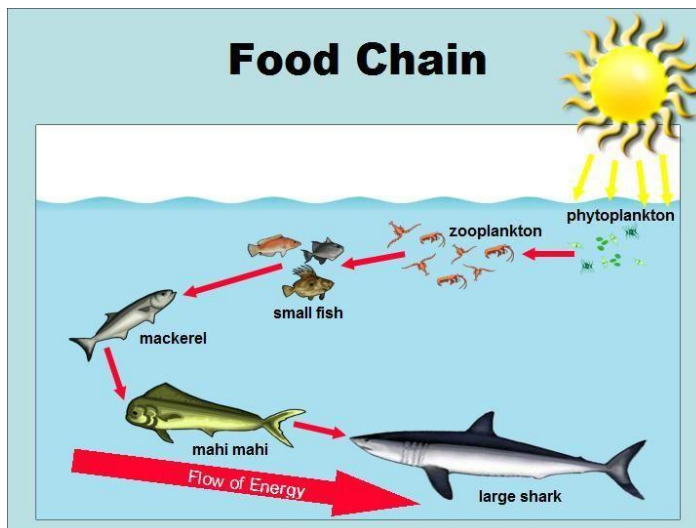
Task 2: Can you find different materials that are shiny, like the Rainbow Fish's scale?

What makes them shine and reflective?


What is it about reflective materials that make them so useful?

Task 3: Create a food chain that includes a fish and other sea creatures.

Have a look at the powerpoint about food chains under the sea and then complete the sorting activity. If you want to challenge yourself you could make your own food chain rather than using the sorting activity template.



Task 4: Create your own puppets based on the characters in the story and perform it to your friends.



Task 5: The Rainbow Fish's scales are 'every shade of blue, green and purple'.


Can you try mixing paint to make lots of different shades of these colours?

You can use these record sheets to keep track of all the combinations you try.

Did you find all of these combinations?

Task 6: This book has been translated into over 80 languages.

In how many different languages can you find out what the word 'fish' is?



Task 7: Does this story have a moral?

What is it?

Can you find other stories that have a meaning for the reader?